






# Analytics Dashboards Lookbook

This document offers a glimpse into a set of dashboards recently completed by Erphub. Feel free to reach out to us to discuss tailored and affordable solutions for dashboards or other digital domains.

CONTACT US:

 [contact@erphub.com](mailto:contact@erphub.com)

 <https://www.erphub.com/>

 Address: 1925 St Clair Ave NE #202, Cleveland, OH 44114, United States

# Table of Content

---

<u>Topic</u>	<u>Pages</u>
Document Guide	02
Web Engagement Dashboards	03-04
Master Analytics Dashboard	05
Sales Analytics Dashboard	06
Sales Account Manager Performance Dashboard	06
Conclusive Notes	07

# Document Guide



Erphub has worked with businesses across a wide range of industries for comprehensive analytics based solutions. Our emphasis has been towards providing solutions tailored to unique requirements of each business and to deliver in a affordable manner.

We have also helped businesses from across industries in taking significant strides to leverage analytics for their processes for enhanced analytics usage. Our expertise span across enhanced digital solutions development, enabling businesses to gain a competitive edge, especially through data-driven decision-making.

This document will take you through some of the dashboards created by our team for clients in recent projects. For any questions or discussions, do reach out to us.

## Tailored Solutions



Every business is unique and therefore we ensure that the scope caters to personalization factors tied to dashboards and reports that align with the client's objectives. We make it possible for businesses to have tailored dashboards in an affordable manner.

## Iterative & Structured Approach



We always attribute great importance in mapping requirements and in ensuring that all requirements are met when creating customized analytics solutions that meet the specific needs of each client. This approach may some times require iterations but ensures that clients receive absolutely what they had envisioned for their analytics dashboards and insights that drive success.

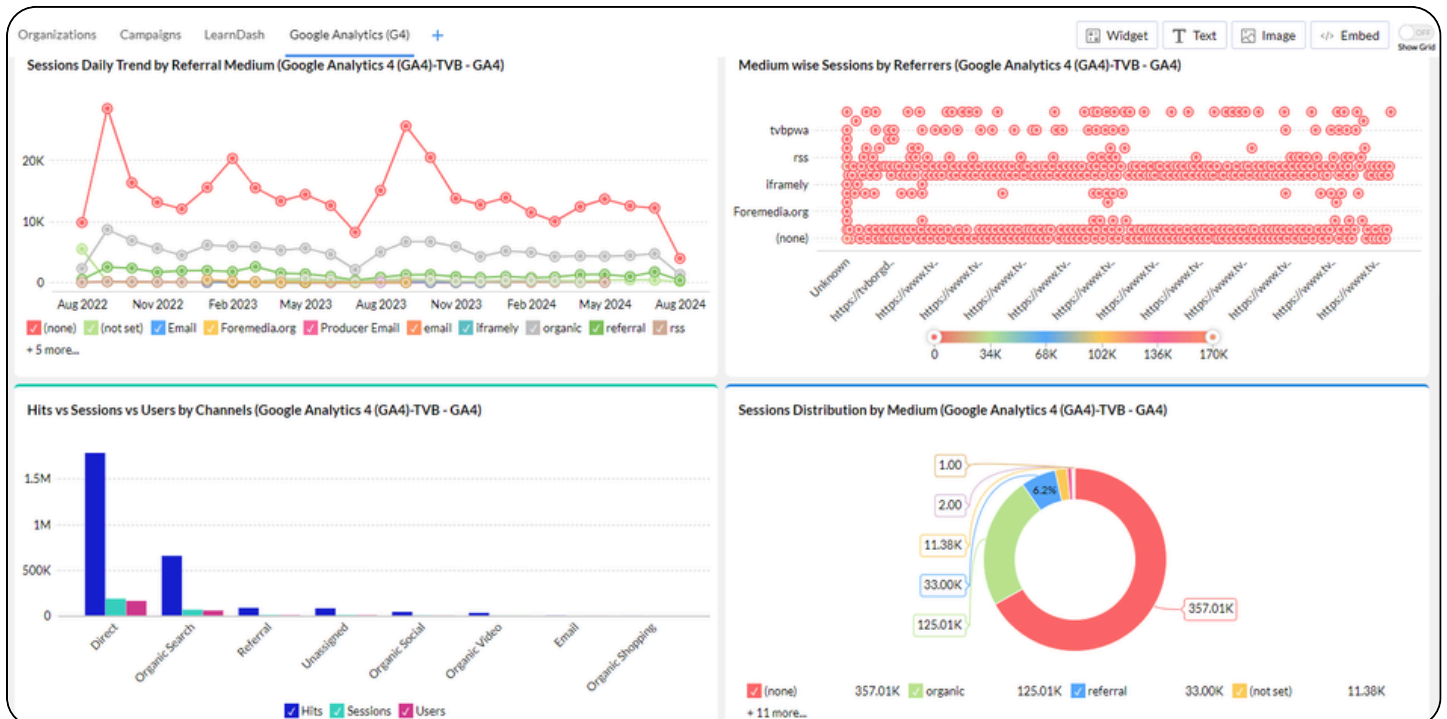
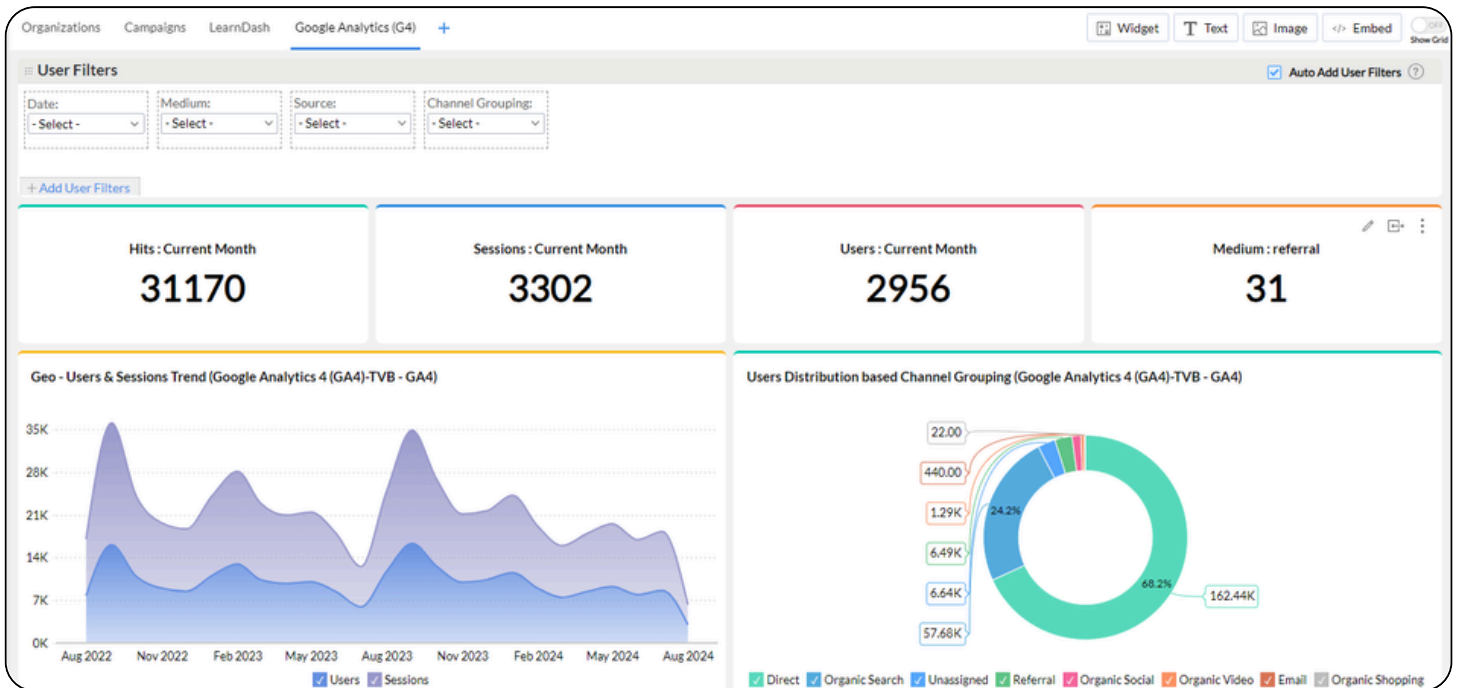
## Complete Coverage on Analytics



We go beyond the traditional extensive suite of analytics services that cover all aspects of business operations, from marketing, customer analytics, live web tracking reports, to financial performance. Our emphasis is always about specifics tied to the requirements from our clients and with having every single aspects of created dashboards to be in that manner with precision.

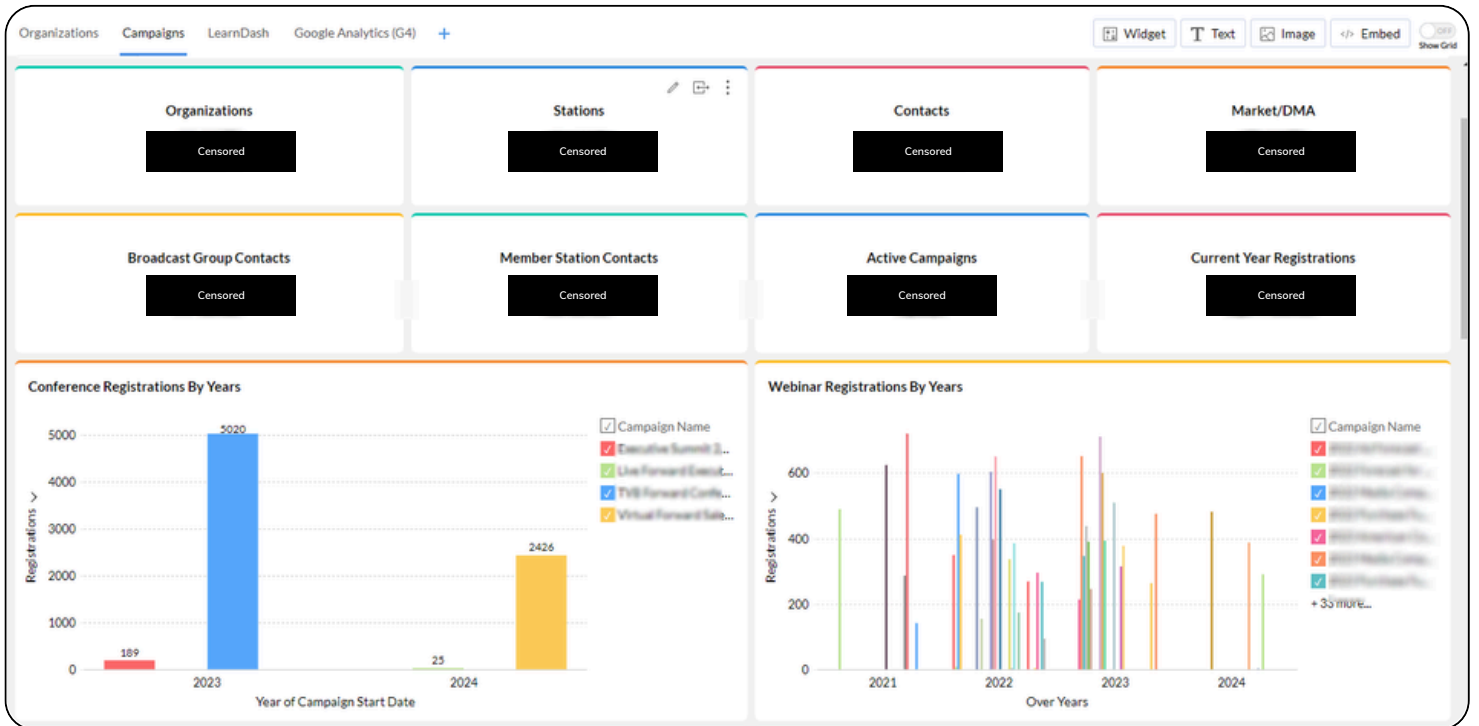
# Web Engagement Dashboards:

This is dashboard category is common request from most clients. They want to have a complete picture of all aspects of their website, how users interact across aspects being tracked among their online channels and how aspects translate to interactions from users. These web engagement dashboards done recently reflect at the same aspects.



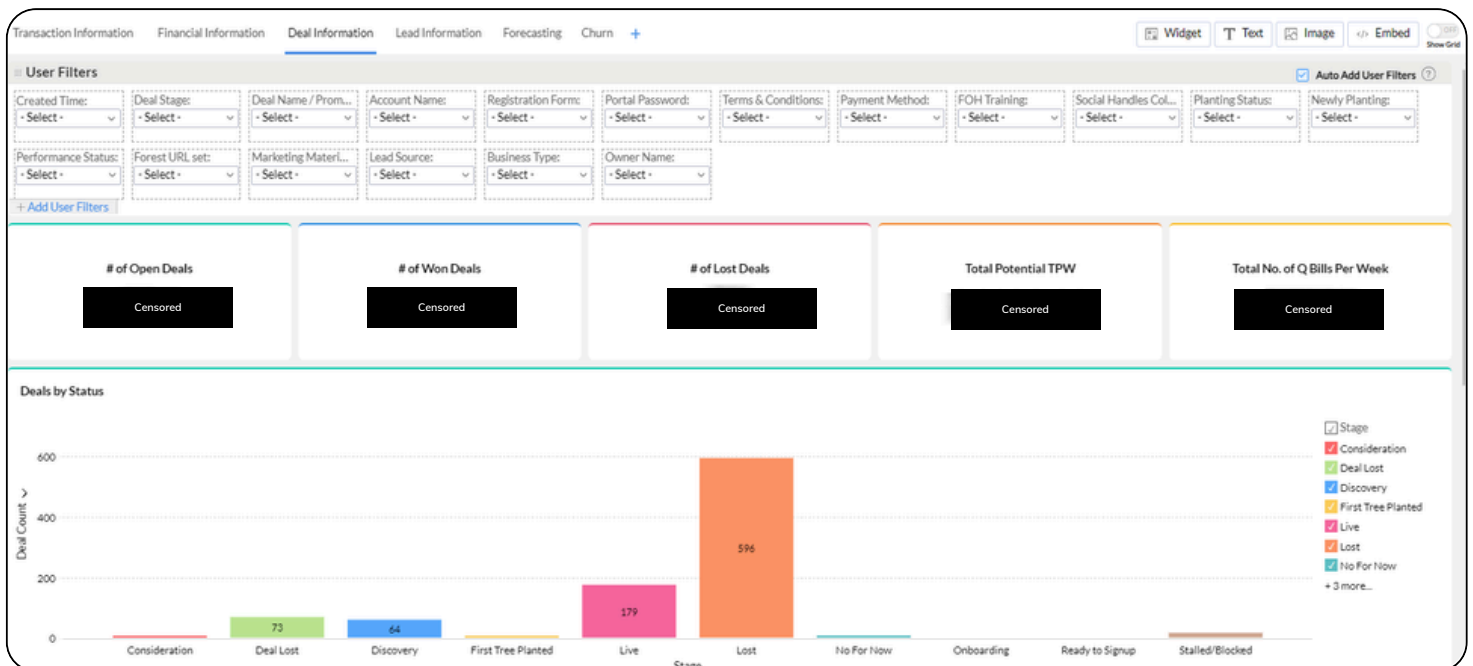
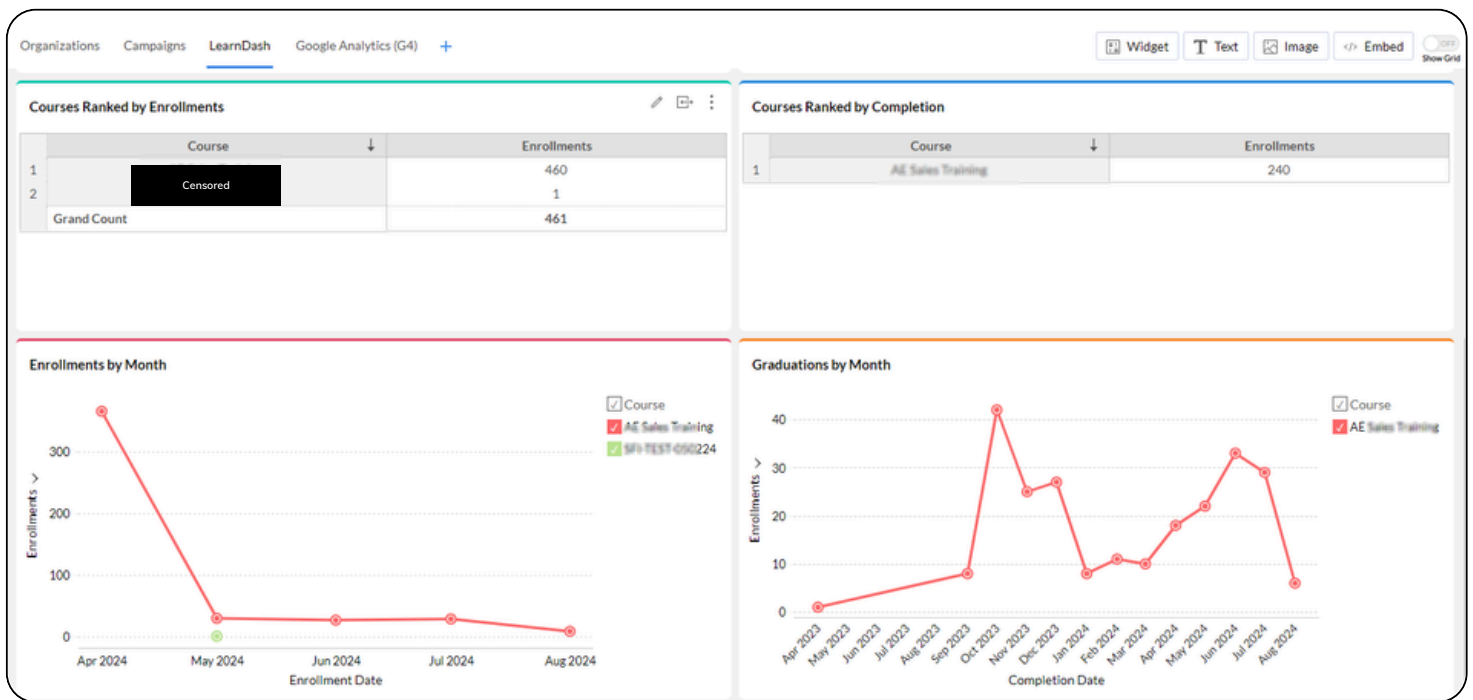
# Web Engagement Dashboards:

The following dashboard is another example of a web engagement dashboard. However, clients in the following particular cases were looking for a specific tailored set of visualizations for this dashboard. Accordingly adaptations were carried out to produce these dashboards.



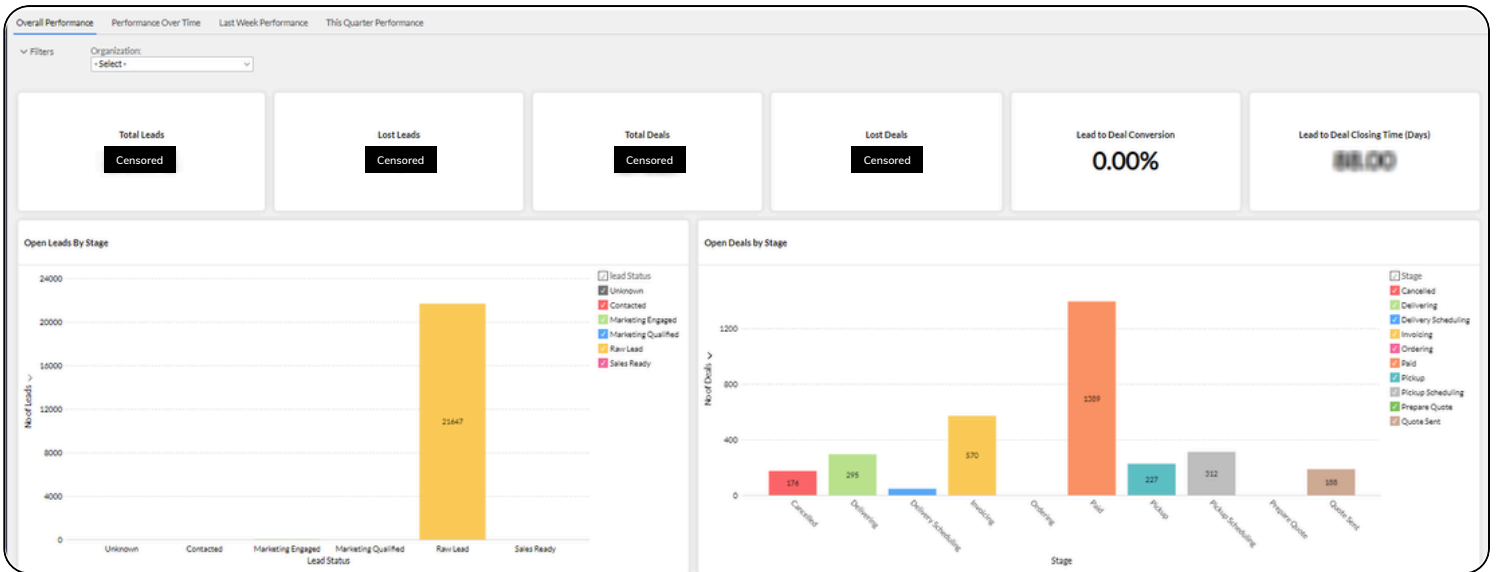
## Master Analytics Dashboards:

Our clients sometimes refer to a master analytics dashboard as a dashboard that aggregates a set of data points from across streams and put together at one dashboard in a visualization that is per the desire of the client. The following dashboards were also focused at the same aspects. Master data analytics dashboards can range from a mix of data points, assembled together for visualization for clients.



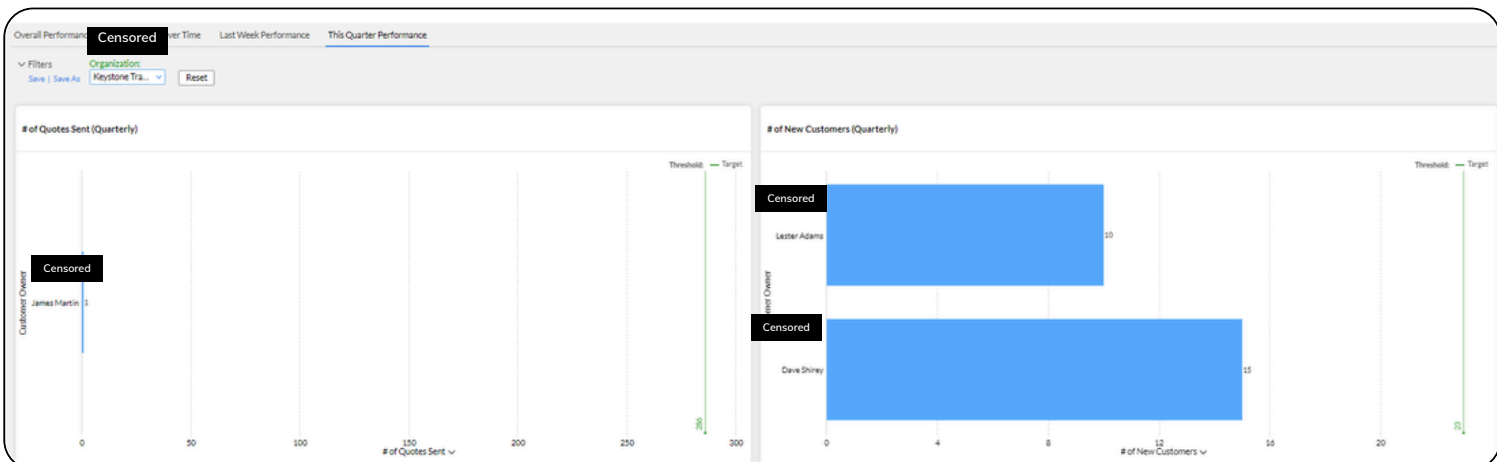
## Sales Analytics Dashboard:

Another common dashboard that clients, especially those that are from among service industries, ask for is the sales analytics dashboard. This consists of performance across a wide range of factors normally involved within sales operations. Our client request for filterable attributes and accordingly both the screen at the bottom corner cater to that aspect.



## Sales Account Manager Performance Dashboard:

Some of our clients often also focus a lot on sales performance per account management employee at their organization. In those cases dashboards such as the following, which provide with employee specific sales performance are useful. Our client had a similar request and the dashboard was created accordingly.



Our expertise extends far beyond the set of dashboards expressed within this document. With coverage to tailored digital solutions across industries, we help businesses extend possibilities with data, analytics and dashboards!



For tailored and affordable analytics dashboards,  
reach out to us for solutions!